


Standard Sheet

Grades: 304, 304L, 316L, 430, 2205, 253MA

Finishes: 2B, BA, No. 4, 2E, Pattern

Unit of Supply: Each

Certification: Acc. to ASTM A240/A480



SSS

Product Code	Grade	Finish	Product Size (mm)	Description	Weight Ea (kg)
SSS150G304N04+12193048	G304	NO4 LPE	1.50mm x 1219 x 3048	SHEET G304 NO4 LPE ASTM A240/A480	44.59
SSS150G304N04+12193658	G304	NO4 LPE	1.50mm x 1219 x 3658	SHEET G304 NO4 LPE ASTM A240/A480	53.51
SSS150G304N04+15243048	G304	NO4 LPE	1.50mm x 1524 x 3048	SHEET G304 NO4 LPE ASTM A240/A480	55.74
SSS200G304N04+12192438	G304	NO4 LPE	2.00mm x 1219 x 2438	SHEET G304 NO4 LPE ASTM A240/A480	47.55
SSS200G304N04+15243048	G304	NO4 LPE	2.00mm x 1524 x 3048	SHEET G304 NO4 LPE ASTM A240/A480	72.00
SSS250G304N04+12192438	G304	NO4 LPE	2.50mm x 1219 x 2438	SHEET G304 NO4 LPE ASTM A240/A480	59.50
SSS250G304N04+15243048	G304	NO4 LPE	2.50mm x 1524 x 3048	SHEET G304 NO4 LPE ASTM A240/A480	92.90
SSS300G304N04+12192438	G304	NO4 LPE	3.00mm x 1219 x 2438	SHEET G304 NO4 LPE ASTM A240/A480	71.33
SSS300G304N04+15243048	G304	NO4 LPE	3.00mm x 1524 x 3048	SHEET G304 NO4 LPE ASTM A240/A480	111.48

G316L – No. 4

SSS090G316LN04+12192438	G316L	NO4 LPE	0.90mm x 1219 x 2438	SHEET G316L NO4 LPE ASTM A240/A480	21.39
SSS120G316LN04+12192438	G316L	NO4 LPE	1.20mm x 1219 x 2438	SHEET G316L NO4 LPE ASTM A240/A480	28.53
SSS150G316LN04+12192438	G316L	NO4 LPE	1.50mm x 1219 x 2438	SHEET G316L NO4 LPE ASTM A240/A480	35.66
SSS200G316LN04+12192438	G316L	NO4 LPE	2.00mm x 1219 x 2438	SHEET G316L NO4 LPE ASTM A240/A480	47.55
SSS250G316LN04+12192438	G316L	NO4 LPE	2.50mm x 1219 x 2438	SHEET G316L NO4 LPE ASTM A240/A480	59.41
SSS300G316LN04+12192438	G316L	NO4 LPE	3.00mm x 1219 x 2438	SHEET G316L NO4 LPE ASTM A240/A480	71.33

G430 – No. 4

SSS070G430N04+12192438	G430	NO4 LPE	0.70mm x 1219 x 2438	SHEET G430 NO4 LPE ASTM A240/A480	16.64
SSS090G430N04+12192438	G430	NO4 LPE	0.90mm x 1219 x 2438	SHEET G430 NO4 LPE ASTM A240/A480	21.40
SSS120G430N04+12192438	G430	NO4 LPE	1.20mm x 1219 x 2438	SHEET G430 NO4 LPE ASTM A240/A480	28.53
SSS150G430N04+12192438	G430	NO4 LPE	1.50mm x 1219 x 2438	SHEET G430 NO4 LPE ASTM A240/A480	35.66

G2205

SSS150G22052E+15003000	G2205	2E	1.50mm x 1500 x 3000	SHEET G2205 2E ASTM A240/A480	54.19
SSS200G22052E+15003000	G2205	2E	2.00mm x 1500 x 3000	SHEET G2205 2E ASTM A240/A480	72.00
SSS200G22052E+20004000	G2205	2E	2.00mm x 2000 x 4000	SHEET G2205 NYBY PRO 2E ASTM A240/ A480	128.00
SSS300G22052E+15003000	G2205	2E	3.00mm x 1500 x 3000	SHEET G2205 2E ASTM A240/A480	108.00
SSS300G22052E+20004000	G2205	2E	3.00mm x 2000 x 4000	SHEET G2205 NYBY PRO 2E ASTM A240/A480	192.00


G253 MA

SSS200G253MA2E+20004000	G253MA	2E	2.00mm x 2000 x 4000	SHEET G253MA 2E ASTM A240/A480	128.00
SSS300G253MA2E+20004000	G253MA	2E	3.00mm x 2000 x 4000	SHEET G253MA 2E ASTM A240/A480	192.00


Architectural Finishes

SSS125G304LINBA+12502438	G304 LINEN	BA LPE	1.25mm x 1250 x 2438	SHEET LINEN PATTERN G304 BA LPE	30.47
SSS125G304LINBA+12503048	G304 LINEN	BA LPE	1.25mm x 1250 x 3048	SHEET LINEN PATTERN G304 BA LPE	38.10
SSS125G304LINBA+12503658	G304 LINEN	BA LPE	1.25mm x 1250 x 3658	SHEET LINEN PATTERN G304 BA LPE	45.72
SSS125G304LINBA+12505000	G304 LINEN	BA LPE	1.25mm x 1250 x 5000	SHEET LINEN PATTERN G304 BA LPE	62.50

SSS120G304SQBA+12502438	G304 SQUARES	LPE	1.20mm x 1250 x 2438	SHEET SQUARES PATTERN G304 LPE	29.26
SSS120G304SQBA+12503048	G304 SQUARES	LPE	1.20mm x 1250 x 3048	SHEET SQUARES PATTERN G304 LPE	36.58
SSS120G304SQBA+12503658	G304 SQUARES	LPE	1.20mm x 1250 x 3658	SHEET SQUARES PATTERN G304 LPE	43.90



Linen Pattern Sheet



Squares Pattern Sheet

Coloured Sheet

Sheet sizes:
1250 x

2250, 2500, 3000,
4000mm

Thicknesses:
0.6 to 3.0 mm

Coloured sheets have a 20 mm margin alongside their width and length that cannot be used if it remains in sight.

Colours are indicative only.

For repeat orders, we require a sample as reference.


AISI 304 - 316 stainless steel



1 - polished blue



2 - polished black



3 - satin blue



4 - satin black



5 - polished champagne



6 - polished violet



7 - satin champagne



8 - satin grey



9 - polished gold



10 - polished red




11 - satin gold



12 - satin red



13 - polished bronze



14 - polished green




15 - satin bronze



16 - satin green



17 - blue SB



18 - blue satin inc.



19 - shot blasted red



20 - shot blasted blue



21 - champagne SB



22 - satin green inc.



23 - shot blasted green



24 - shot blasted champagne



25 - gold SB



26 - red SB



27 - satin gold inc.



28 - shot blasted gold



29 - bronze SB



30 - green SB



31 - satin bronze inc.



32 - shot blasted bronze

Supply on indent basis ex. Australia or Italian mill production.

Patterned Sheet

Sheet sizes:
1250 mm
x

2250, 2500,
3000, 4000 mm

Thicknesses:
0.6 to 3.0 mm

Patterned sheets have a 20 mm margin alongside their width and length that cannot be used if it remains in sight.

2WL, 6WL, squares, linen, skin, dots, stripes style can be supplied in brushed or SB (Scotch Brite).


5WL polished can be supplied brushed on top.

Colours are indicative only.


Pattern depth may vary depending on sheet thickness.

For repeat orders, we require a sample as reference.


AISI 304 - 316 stainless steel



33 - dots gold




34 - drops blue




35 - linen gold



36 - skin bronze



37 - linen red




38 - weave gold




39 - stripes bronze




40 - drops red



41 - dune black




42 - mesh blue




43 - squares gold




44 - dots bronze



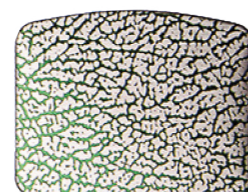
45 - dune blue




46 - rain bronze



47 - stripes blue




48 - skin green



49 - 5WL SB




50 - stripes polished




51 - polished skin




52 - shot blasted



53 - polished 5WL




54 - 6WL SB




55 - chequered




56 - mirror finish



57 - 2WL SB




58 - polished 6WL



59 - squares polished



60 - polished 7



61 - polished 2WL



62 - satin 5WL



63 - linen polished



64 - dots polished

Supply on indent basis ex. Australia or Italian mill production.

Special Finishes Sheet

Sheet sizes:
1250 x 2500 mm

Pattern size:
1220 x 2470 mm

Thicknesses:
0.7 to 2.0 mm

Colours are indicative only.

The brightness of the product may vary depending on the raw material used.

For repeat orders, we require a sample as reference.

AISI 304 - 316 stainless steel



65 - SC 604



66 - SC 704 blue



67 - SC 804 bronze



68 - SC 135




69 - SC 113



70 - SC 213 gold



71 - SC 313 red



72 - SC 143



73 - SC 111



74 - SC 211 green



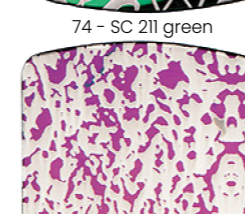
75 - SC 311 gold



76 - SC 147



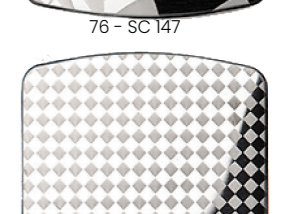
77 - SC 101



78 - SC 201 red



79 - SC 301 blue



80 - SC 107 D

Supply on indent basis ex. Australia or Italian mill production.